



### District Report Card: 2017


|                       |                        |
|-----------------------|------------------------|
| <b>State:</b> Gujarat | <b>District:</b> Kheda |
| <b>Class:</b> 3       | <b>Subject:</b> EVS    |
| <b>Schools:</b> 61    | <b>Students:</b> 1387  |


### Participation/Coverage


#### Students

| <b>GENDER</b><br> | Boys   |       | Girls  |       |
|--|--------|-------|--------|-------|
|  | Number | %     | Number | %     |
|  | 688    | 49.60 | 699    | 50.40 |

| <b>AREA</b><br> | Rural  |       | Urban  |       |
|---|--------|-------|--------|-------|
|   | Number | %     | Number | %     |
|   | 1178   | 84.93 | 209    | 15.07 |

| <b>CATEGORY</b><br> | SC     |      | ST     |      | OBC    |       | GEN    |       |
|--|--------|------|--------|------|--------|-------|--------|-------|
|  | Number | %    | Number | %    | Number | %     | Number | %     |
|  | 57     | 4.11 | 41     | 2.96 | 1132   | 81.61 | 157    | 11.32 |

| <b>CWSN</b><br> | LD | VI | HI | S&LD | ID | Oth |
|--|----|----|----|------|----|-----|
|  | 2  | 2  | 1  | 0    | 4  | 1   |

| <b>Management</b><br> | Government |       | Government-aided |      |
|--|------------|-------|------------------|------|
|  | Number     | %     | Number           | %    |
|  | 1331       | 95.96 | 56               | 4.04 |

### Average Performance of Students in EVS (%)

| Overall | Gender |        | Area  |       | Management |       | Social Group |       |       |       |
|---------|--------|--------|-------|-------|------------|-------|--------------|-------|-------|-------|
|         | Male   | Female | Rural | Urban | Govt.      | Aided | SC           | ST    | OBC   | GEN   |
| 69.25   | 68.67  | 69.81  | 69.07 | 70.24 | 69.33      | 67.26 | 66.90        | 73.50 | 69.55 | 66.84 |

## Performance on Learning Outcomes (LOs)

| Learning Outcomes | Description   | Average Performance(%) |
|-------------------|---|------------------------|
| E302              | Identifies simple features (e.g. movement, at places found/ kept, eating habits, sounds) of animals and birds in the immediate surroundings.  | 52.70                  |
| E303              | Identifies relationships with and among family members  | 71.92                  |
| E304              | Identifies objects, signs (vessels, stoves, transport, means of communication, transport, signboards etc.), places (types of houses/shelters, bus stand, petrol pump etc.) activities (works people do, cooking processes, etc.) at home/school/neighborhoods | 71.98                  |
| E305              | Describes need of food for people of different age groups, animals/birds, availability of food and water and use of water at home and surroundings  | 73.00                  |
| E307              | Groups objects, birds, animals, features, activities according to differences/similarities using different senses. (e.g. appearance/place of living/ food/ movement/ likes-dislikes/ any other features)  | 74.41                  |
| E309              | Identifies directions, location of objects/places in simple maps using signs/symbols/verbally   | 66.81                  |
| E310              | Guesses properties, estimates quantities of materials/activities in daily life and verifies using symbols/non-standard units  | 70.37                  |
| E311              | Records observations, experiences, information on objects/activities/places visited in different ways and predicts patterns etc.  | 55.80                  |
| E313              | Observes rules in games (local, indoor, outdoor)  | 38.35                  |
| E314              | Voices opinion on good/bad touch , stereotypes for tasks/play/food in family w.r.t gender, misuse/wastage of food and water in family and school.   | 78.08                  |

| Range of Performance of Students who Answered Correctly |      |           |       |           |       |           |       |
|---|------|-----------|-------|-----------|-------|-----------|-------|
| Below 30%   |      | 30% - 50% |       | 50% - 75% |       | Above 75% |       |
| Number  | %    | Number    | %     | Number    | %     | Number    | %     |
| 103   | 7.43 | 178       | 12.83 | 466       | 33.60 | 640       | 46.14 |

## Lowest Performing Learning Outcomes (LOs)

1 - Observes rules in games (local, indoor, outdoor) (38.35)

2 - Identifies simple features (e.g. movement, at places found/ kept, eating habits, sounds) of animals and birds in the immediate surroundings. (52.70)

3 - Records observations, experiences, information on objects/activities/places visited in different ways and predicts patterns etc. (55.80)

4 - Identifies directions, location of objects/places in simple maps using signs/symbols/verbally (66.81)

5 - Guesses properties, estimates quantities of materials/activities in daily life and verifies using symbols/non-standard units (70.37)